

# Ontkalkingsprocedure B HW-serie (Koffiesysteem)

**1.**

**RENEGITE 50g**

**BRAVILOR BONAMAT UN2967 SULPHAMIC ACID**

**Lees de veiligheidsinstructies.**

**2.**

**Los 100 gram Renegite op in 0,75 liter handwarm water (ca. 40° C). Roer de ontkalkeroplossing door, zodat het middel goed oplost.**

**3.**

**Plaats een lege filterpan (ook zonder filterpapier) op de container.**

**4.**

**Plaats de stuurkop boven container.**

**5.**

**PIN-code: 1x K, 3x N (↑↑↑), 1x M (↓) en 1x N (↑) indrukken.**

**6.**

**Druk op toets M.**

**7.**

**Druk op toets M.**

**8.**

**Druk op toets G om het ontkalkingsprogramma te selecteren.**

**9.**

**Druk op toets L om te bevestigen.**

10.

Het ontkalkingssymbool knippert. Een geluidssignaal klinkt en de niveaublokjes knipperen.

11.

Leeg de container via de aftapkraan.

12.

De container is leeg, druk op toets L.

13.

Het waterreservoir wordt leeggekookt en het water loopt in de container.

14.

2-5 min.  
Pas op : heet water!

15.

De container is vol.

16.

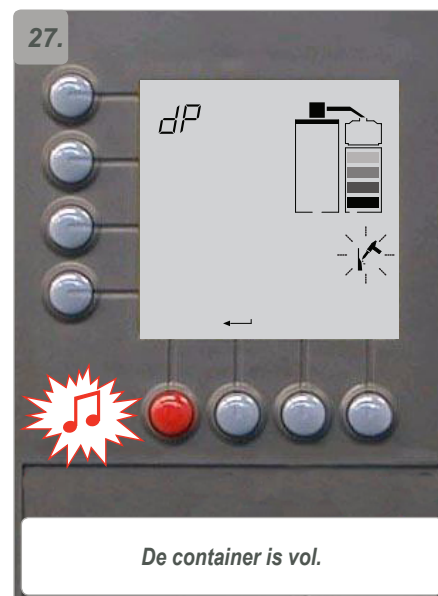
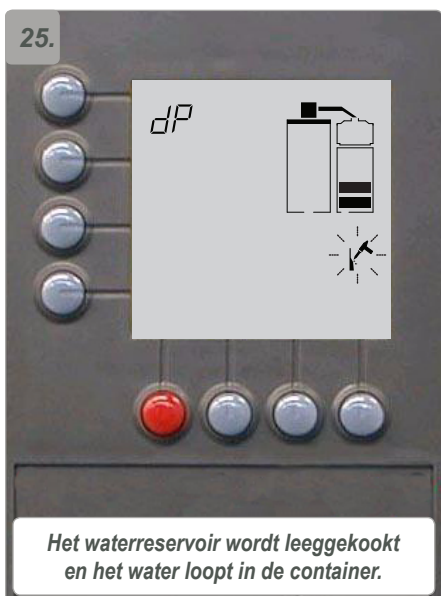
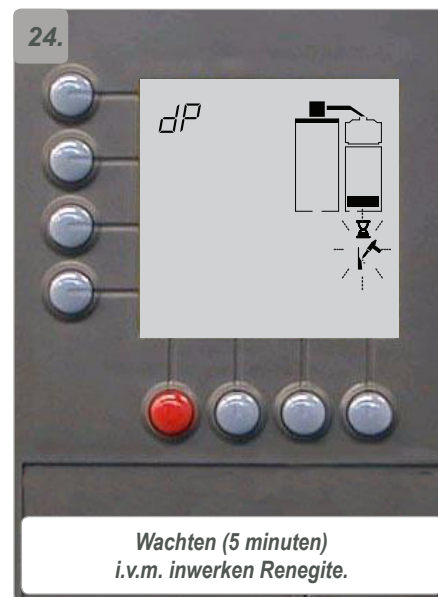

Leeg de container via de aftapkraan.

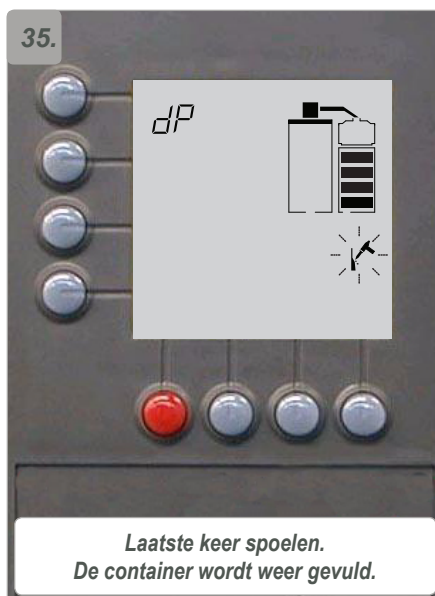
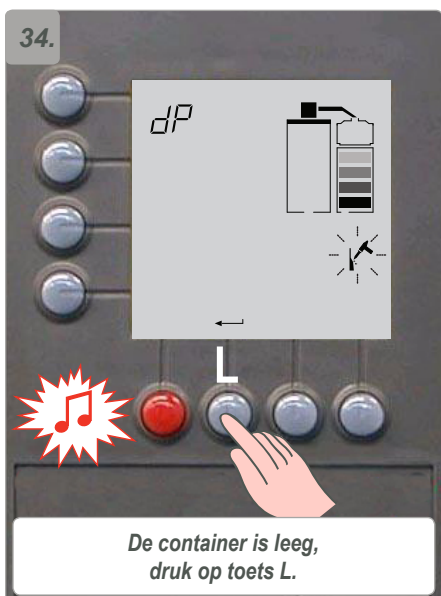

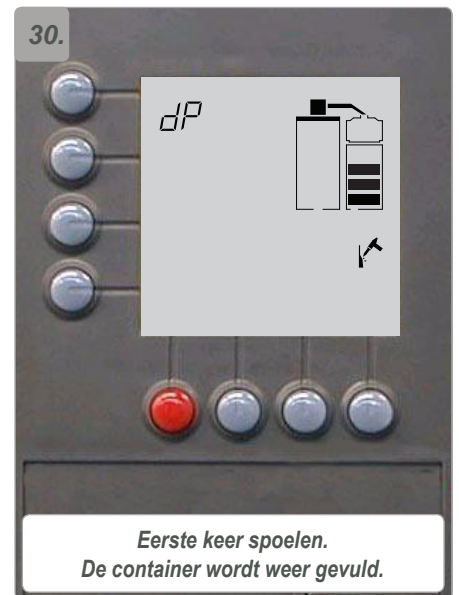
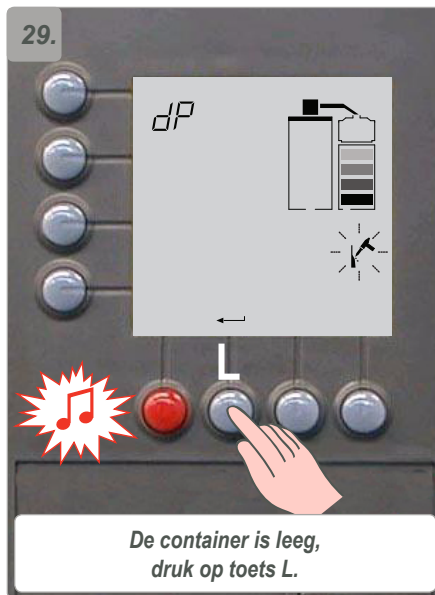
17.

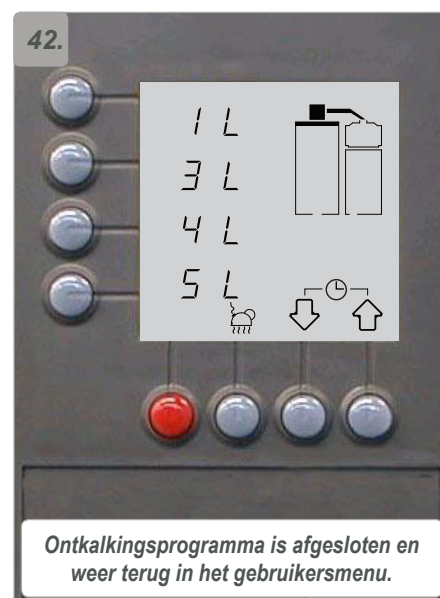
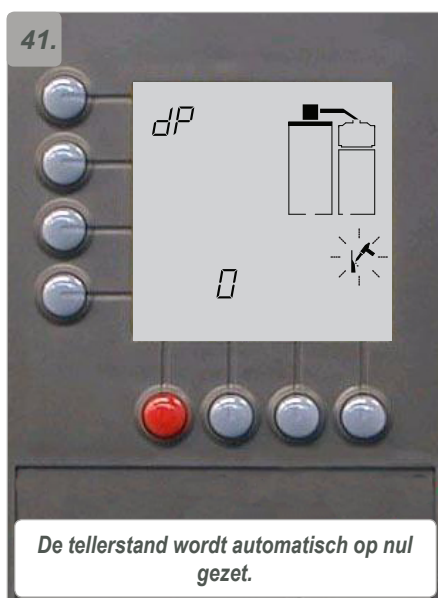
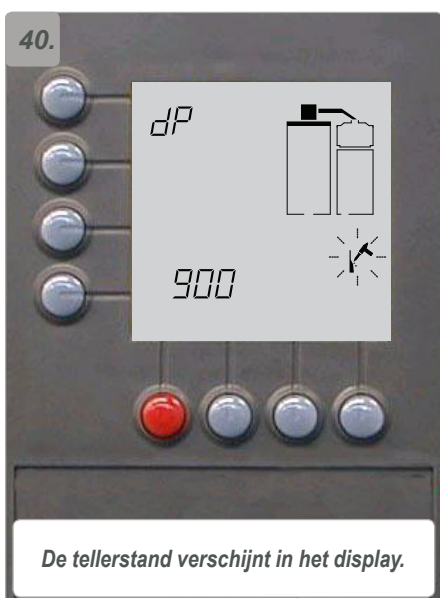

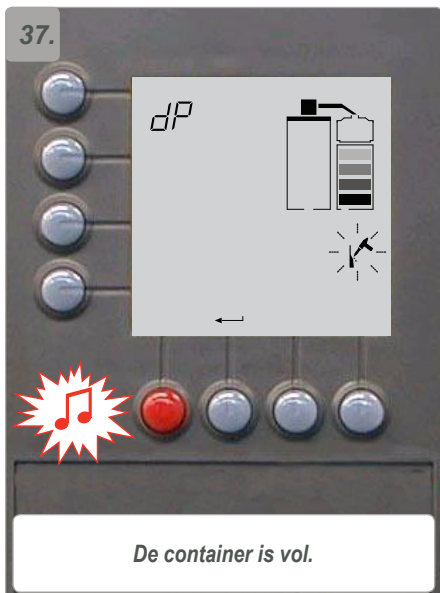
De container is leeg, druk op toets L.

18.

De machine is klaar om ontkalkeroplossing toe te voegen.







**Opmerking:**  
Referentie model B5 HW L/R